

ISA 120.07 "MY MATSU"



GENERAL INFORMATION

Year of delivery	2007
Accommodation	8 guests in 4 cabins (3 double, 1 twin) 6 crew in 3 cabins
Flag	Spanish
Lying	Ancona – Italy
Tenders	Castoldi Jet 16'
Waverunners	1xYAMAHA GP1300R / 1xSEA DOO 3D-DI
Concept / Naval Architecture	ISA – International Shipyard Ancona / Technical Department
Exterior Design	Andrea Vallicelli
Interior Design	Cristiano Gatto Design

DIMENSION

Construction	FRP/ARAMAT
Classification	RINA Charter Class C ✕ HULL ☐ MACH, Y _{CH} (MCA) Short Range
Compliance	MCA Code of Practice, LY2 Short Range Yachts
LOA	36.45 m
LWL	30.00 m
Maximum Beam	7.40 m
Moulded Depth	3.659 m

DISPLACEMENT, SPEED AND RANGE

Displacement at Full Load	169.50 tons
Displacement at Half Load	158.20 tons
Draught (full load from B.L.)	1.50 m
Max. Speed	33 knots
Cruising speed	27 knots
Fuel Capacity	22,000 litres
Fresh water capacity	4,000 litres
Range at cruising speed	550 NM at 27 knots


MACHINERY

Main engine type	3 x MTU 16V 2000 M93
Engine Hours	Port 1015 – Starboard 1015– Central 731
Main engine power	3 x 1790 KW @ 2450 rpm
Gearbox	2 x ZF3060 i= 2,952 / 1 x ZF3060 i= 2,037
Propulsion	2 x water jet KAMEWA 71SII 1 x booster jet KAMEWA 56BII
Main generators	2 x ONAN 50MDDCG 55 Kw
Generator hours	4482 hrs

Main deck aft



Flybridge



Main deck salon



Master Room

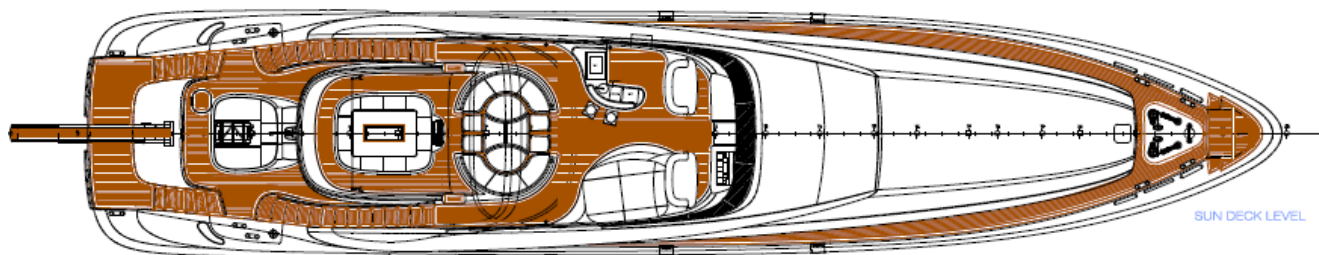




Guest room

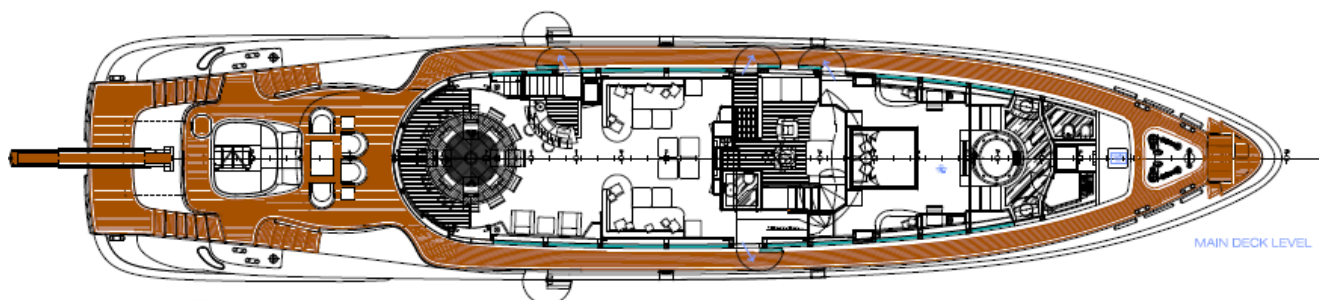


EXTERNAL VIEW



SUN DECK LEVEL

MAIN DECK LEVEL



LOWER DECK LEVEL

